





Rose Hill Primary School





What is Phonics ?

- Phonics is a method of teaching people to read by matching sounds with symbols.



How do we teach Phonics at Rose Hill?

- At Rose Hill we teach Phonics through a program called :

Read Write Inc.



What is Read, Write Inc.?

- A complete phonics programme.
- Meets the demands of the national curriculum, giving your children the best chance of success in the national tests.
- Story books used in school align with the sounds learnt in class.

Simple Speed Sounds chart

Consonants: stretchy

f	l	m	n	r	s	v	z	sh	th	ng
										nk

Consonants: bouncy

b	c	d	g	h	j	p	qu	t	w	x	y	ch
	k											

Vowels: bouncy

Vowels: stretchy

a	e	i	o	u	ay	ee	igh	ow
---	---	---	---	---	----	----	-----	----

Vowels: stretchy

oo	oo	ar	or	air	ir	ou	oy
----	----	----	----	-----	----	----	----

Complex Speed Sounds chart

Consonants: stretchy

f	l	m	n	r	s	v	z	sh	th	ng
ff	ll	mm	nn	rr	ss	ve	zz	ti		nk
ph	le	mb	kn	wr	se		s	ci		
					c					
					ce					

Consonants: bouncy

b	c	d	g	h	j	p	qu	t	w	x	y	ch
bb	k	dd	gg		g	pp		tt	wh			tch
	ck				ge							
	ch											

Vowels

a	e	i	o	u	ay	ee	igh	ow
	ea				a-e	y	i-e	o-e
					ai	ea	ie	oa
						e	i	o

oo	oo	ar	or	air	ir	ou	oy	ire	ear	ure
u-e			oor	are	ur	ow	oi			
ue			ore		er					
ew			aw							
			au							

Single sounds

								
Maisey mountain mountain	Around the apple, down the leaf	Slither down the snake	Round his bottom, up his tall neck and down to his feet	Down the tower, across the tower	Down the body, dot for the head	Down Nobby and over his net	Down the plait and over the pirate's face	Round her face, down her hair and give her a curl
								
All around the orange	Curl around the caterpillar	Down the kangaroos body, tail and leg	Down and under, up to the top and draw a puddle	Down the laces, to heel, round the toe	Down the stem and draw the leaves	Lift off the top and scoop out the egg	Down the long leg	Down the head, to the hooves and over his back
								
Down his back, then curl over his arm	Down the body, curl and dot	Down a wing, up a wing	Down a horn, up a horn and under his head	Down up, down up	Zig-zag-zig	Round her head, up past her earrings and down her hair	Down the arm and leg, repeat the other side	

Special friends

ay



may play

a day play may may lay say tray pray

aw



green at dawn

a saw now lay straw down now
now now now now

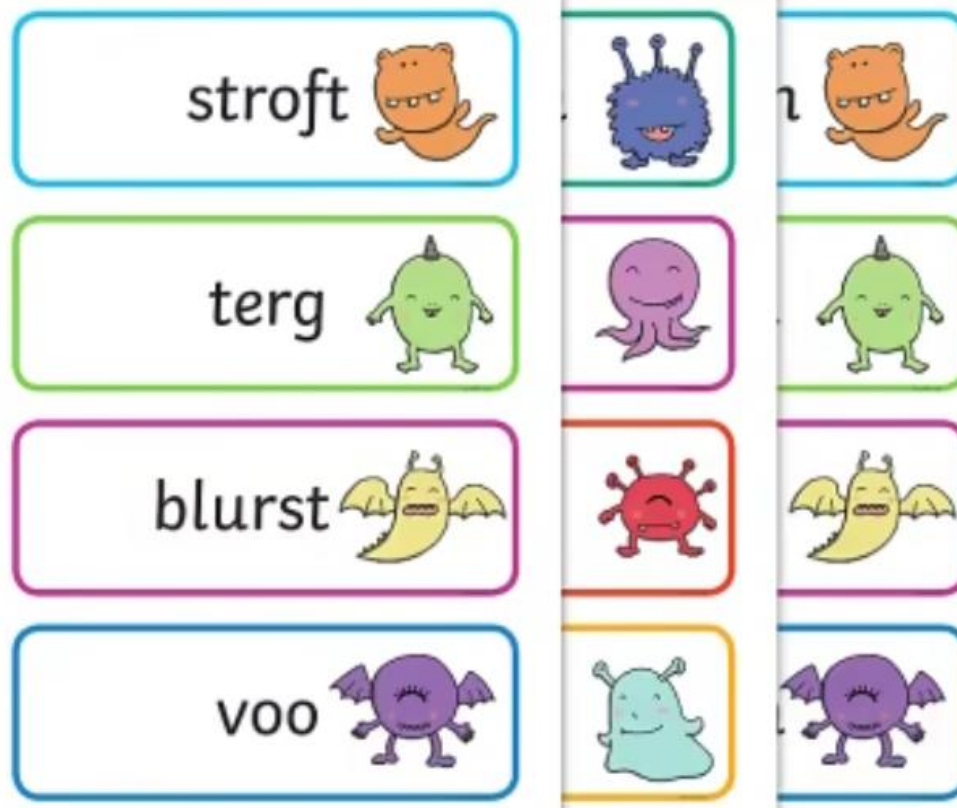
2 letters- 1 sound

Fred Talk



- Fred helps children learn to read
- Fred can only talk in sounds...
- Fred can only say c_a_t, he can't say **cat**
- We call this Fred Talk
- If children understand Fred they can blend orally
- Blending is needed for reading

Alien words





Fred Fingers

- Fred helps children learn to spell as well!
- Children convert words into sounds
- They press the sounds they hear on to their fingers...
- We call this *Fred Fingers*

Reading books



How to help your child at home...





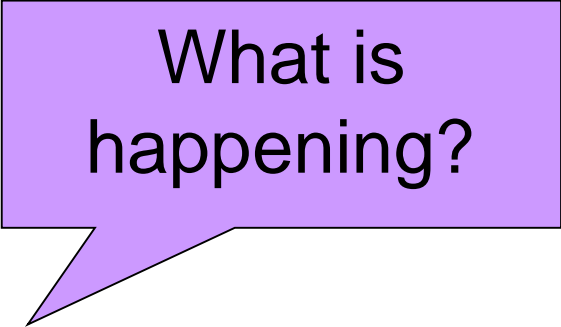
Working as a team.

- Use RWI terms at home
- Fred talk
- Special friends
- Fred fingers

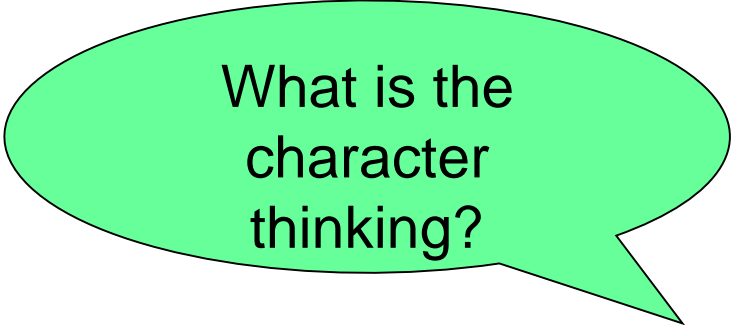
Just some ideas...

- Practice the 44 pure sounds
- Use Speed Sound cards with your child
- Use Fred Talk for reading **m_a_t**
- Use Fred Fingers for spelling
- By having fun with Fred Talk at home!
“What a tidy r-oo-m!” “Where’s your c-oa-t?” “Time for b-e-d!”

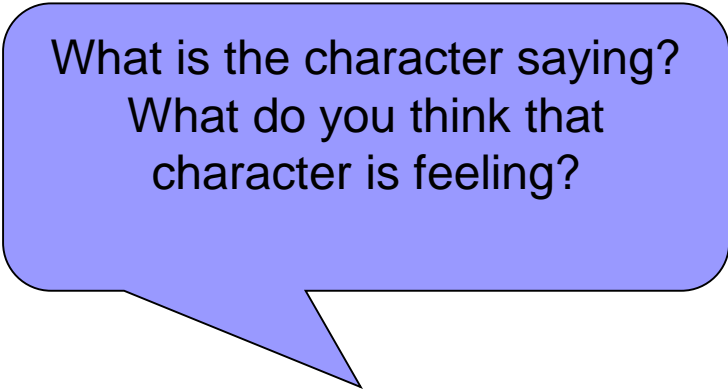
- By **reading** to your child lots of lovely stories and asking lots of questions! Use these prompts to help you:




What is happening?




What is the character thinking?



What is the character saying?
What do you think that character is feeling?

- 
- By **talking** to your child as much as possible and ‘feeding’ them new and different words:
 - “Let’s eat our lunch now.”
 - “Let’s munch our lunch now.”
 - “Let’s scoff our lunch now.”
 - “Let’s devour our lunch now!”

- 
- Sharing books, comics, cereal packets, alphabet spaghetti together, talking about what sounds or words your child you see?
 - Looking at registration plates, which letters does your child recognise?
 - I spy...
 - Hiding words or letters around the house for a letter hunt.
 - Use of magnetic letters to make words or find letters of your child's name.
 - Foam letters/ bath crayons in the bath.
 - Drawing letters on each others hands backs etc.
 - Writing shopping lists together.
 - Memory games.
 - Bingo Lotto games.



You can watch video tutorials.

- [For how to do all these things and more](#)